



Elements™ Transparent Concrete Stain





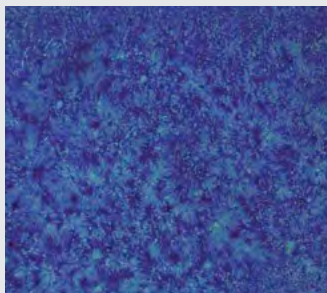













Elements™ Transparent Concrete Stain is available in 18 standard colors. Multiple colors may be used for a more creative effect.

Elements™ Transparent Concrete Stain must be applied with an airless sprayer or HVLP sprayer.

**\*INDICATES FOR INTERIOR USE ONLY**

Many things can affect the appearance of color. For best color matching results, a representative job site sample should be cast using materials and finishing techniques that will be used on the project.

Colors shown on this chart represent formulations using medium gray cement. Variations can be expected due to differences in cement, aggregates and method of application.

<p>Elements™ Transparent Concrete Stain is available in 18 standard colors. Multiple colors may be used for a more creative effect.</p> <p>Elements™ Transparent Concrete Stain must be applied with an airless sprayer or HVLP sprayer.</p> <p><b>*INDICATES FOR INTERIOR USE ONLY</b></p>		 <p>ELE-110 White</p>	 <p>ELE-129 Brown</p>
 <p>ELE-123 Yellow</p>	 <p>ELE-124 Red*</p>	 <p>ELE-125 Blue</p>	 <p>ELE-126 Black</p>
 <p>ELE-127 Purple*</p>	 <p>ELE-128 Gray</p>	 <p>ELE-113 Verdigris</p>	 <p>ELE-111 Tannin</p>
 <p>ELE-112 Balkan Amber</p>	 <p>ELE-116 Caribbean</p>	 <p>ELE-115 Stygian</p>	 <p>ELE-118 Weathered Bronze</p>
 <p>ELE-114 Cordovan Leather</p>	 <p>ELE-122 Taupe</p>	 <p>ELE-117 Lichen</p>	 <p>ELE-119 Kona Brown</p>

# Elements™ Transparent Concrete Stain Coloring System Guide



Scan to watch video

625 W Illinois Ave, Aurora, IL 60506  
800-282-3388 | www.butterfieldcolor.com

## The Butterfield Color® Advantage

Elements™ Transparent Concrete Stain offers endless creative possibilities. With 18 standard colors to choose from, suitable for interior or exterior use, you can transform an ordinary concrete slab into an original work of art. Achieve unlimited effects in detail, variegation and color depth resulting in visually stunning and durable concrete projects.

**FOR PROFESSIONAL USE ONLY.** Read all applicable and current product information for your project: Technical Data Sheet (TDS), Color Chart, Installation Guide, Material Safety Data Sheet (MSDS). All information is available for download online at [www.butterfieldcolor.com](http://www.butterfieldcolor.com) and at point of purchase.

MasterFormat™ Guide Specifications, and Butterfield Color® Architectural Details and Specifications are available for the specifier/designer. All information is available for download online at [www.butterfieldcolor.com](http://www.butterfieldcolor.com) and at point of purchase.

**Description:** Elements™ Transparent Concrete Stain represents the latest in nanopigment technology. It is formulated to readily permeate a properly prepared concrete surface and create translucent color variations similar to reactive acid stain. It is a penetrating, non-film forming stain for existing concrete surfaces. Most colors are resistant to fading from sunlight (see note on color chart for colors not to be used exterior). It can be used on interior concrete floors and exterior concrete hardscapes. It may also be applied to Butterfield Color® cementitious overlays. Elements™ Transparent Concrete Stain is a breathable, low odor, water-based, environmentally and user-friendly concrete staining system. Elements™ Transparent Concrete Stain does not contain acid.

Elements™ Transparent Concrete Stain can be applied as the primary coloring material over uncolored concrete and other compatible substrates. It may also be applied over integrally colored concrete, color hardened (shake-on) concrete, stamped or stenciled concrete, Butterfield Color® cementitious overlays, and reactive chemical stains once neutralized. It is an excellent substitute for reactive chemical stains on substrates that are minimally reactive with acid stains, when a color is desired that cannot be produced by an acid stain.

Elements™ Transparent Concrete Stain is compatible with concrete colored with Uni-Mix® Integral Concrete Colorant and Uni-Mix® Liquid Integral Concrete Colorant coloring systems, Perma-Cast® Shake-on Color Hardener, T1000™ Fine Overlay, T1000™ Stampable Overlay, Micro-Cem™ Ultra-Thin Overlay, MT Resurfacer™ and Perma-Cast® Sierra Stain™ once neutralized. Elements™ Transparent Concrete Stain is available in 18 standard colors. Multiple colors may be used for a more creative effect.

**Limitations:** Elements™ Transparent Concrete Stain must be applied to clean concrete with an airless sprayer or HVLP sprayer. Use of a roller or pump up sprayer is prohibited. New concrete must be fully cured (28 days), free from laitance, dust, film forming curing compounds, and other contamination that will minimize penetration. Existing concrete must be unsealed, clean and structurally sound. T1000™ Fine Overlay and T1000™ Stampable Overlay should cure for a minimum of 72 hours at 70° F (21° C) before applying Elements™ Transparent Concrete Stain. Do not apply to wet or frozen surfaces. Do not use material if it has been frozen. **Note: All surfaces must be cleaned with CHO™ Cleaner and then rinsed, neutralized and allowed to dry prior to any application of Elements™ Transparent Concrete Stain. Failure to follow this procedure will result in premature whitening and breakdown of the stained surface. The surface must be opened enough so that Elements™ Transparent Concrete Stain can readily permeate into existing concrete. Failure to open the surface can lead to failure of Elements™ Transparent Concrete Stain. A second application of CHO™ Cleaner or mechanical abrasion with a floor machine and a grit brush or sanding screen may be necessary to open the surface before using Elements™ Transparent Concrete Stain.**

All surfaces colored with Elements™ Transparent Concrete Stain must be sealed. The colorations produced are translucent. Do not use Elements™ Transparent Concrete Stain to hide surface blemishes or construction problems. Patching materials may produce colorations distinctly different from the adjacent surfaces. Do not use on vinyl, asphalt, rubber, glazed tile or similar materials. **Note: Elements™ is not recommended for high traffic areas, areas subject to abrasion, areas subject to hydrostatic pressure or emersion in water.**

**Packaging:** 4 oz. (118 ml) and 32 oz. (1 L) plastic bottles of liquid concentrate. Elements™ Transparent Concrete Stain must be mixed with clean potable water (For complete mixing, coverage, and usage instructions refer to Technical Data Sheet. All information is available for download online at [www.butterfieldcolor.com](http://www.butterfieldcolor.com) and at point of purchase.)

**Quality Control:** Cast a job site sample at least 21 days prior to the installation for approval of color and finish. Utilize all materials, tools, and techniques from the actual job in the mock-up. Consistent batching, pouring, finishing, curing, sealing, and preparation techniques, will ensure the uniformity of architectural concrete. Verify adequate wet and dry slip resistance. Verify maintenance requirements. Site visits by Butterfield Color, Inc. Personnel are for making technical recommendations only and not for supervising or providing quality control.

**LIMITED WARRANTY AND DISCLAIMER – EXCLUSIVE REMEDY:** Butterfield Color, Inc. ("BC") warrants that this product conforms to its published specifications when it is shipped. THIS LIMITED WARRANTY IS THE EXCLUSIVE WARRANTY AND THERE ARE NO OTHER WARRANTIES, EXPRESSED OR IMPLIED, INCLUDING IMPLIED WARRANTIES OF MERCHANTABILITY OR FITNESS FOR A PARTICULAR PURPOSE. BC does not warrant any particular method of use or application of the product or its performance under any particular condition. If this product does not conform to its published specifications when shipped, we will replace the product as your exclusive remedy. Any action for breach of the limited warranty or any other liability arising from this product must be brought within 90 days of receiving the product. BC is not liable for consequential damages or personal injury arising from the use, storage or handling of this product.

## FOR PROFESSIONAL USE ONLY

Before using or handling this product, read the entire:

- Elements™ Transparent Concrete Stain Technical Data Sheet
- Elements™ Transparent Concrete Stain MSDS
- Elements™ Transparent Concrete Stain Directions for Use

All information is available for download online at [www.butterfieldcolor.com](http://www.butterfieldcolor.com) and at point of purchase.

**Cautions:** May cause eye, skin, and respiratory irritation. Wear a dust respirator, eye protection, and protective clothing during mixing and application. Cover plant material. Ensure adequate ventilation during and after application. In case of spillage, absorb and dispose of material in accordance with local, state, and federal regulations. Do not take internally. **KEEP OUT OF REACH OF CHILDREN AND ANIMALS.**

BUTTERFIELD COLOR® manufactures  
a complete line of quality

**Decorative Concrete Products.**

*Accept no substitutes for your project!*

Elements™  
Transparent  
Concrete  
STAIN

Quality Products backed by  
unsurpassed Customer Support!

Distributed by: